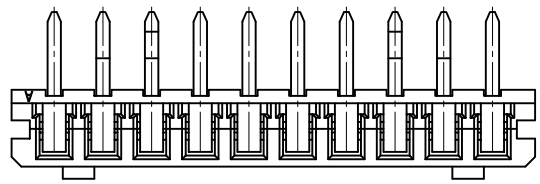



12 11 10 9 8 7 6 5 4 3 2 1

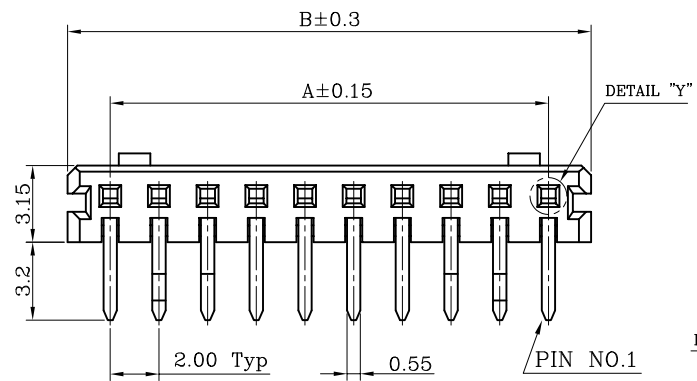
A



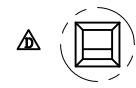
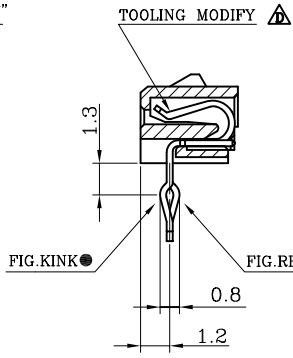
B



C



D



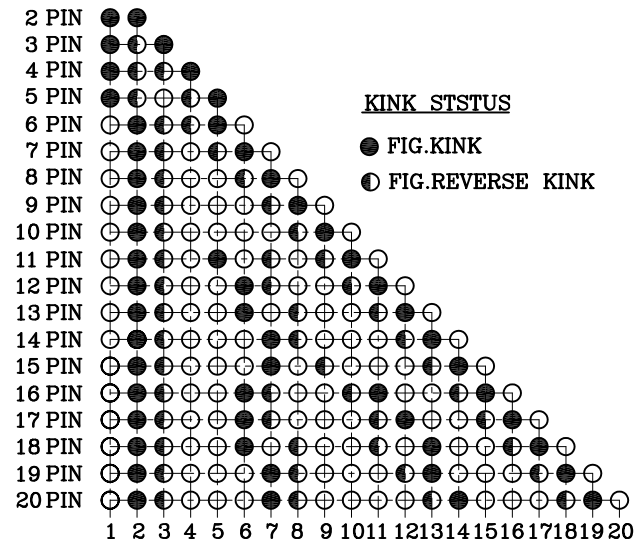
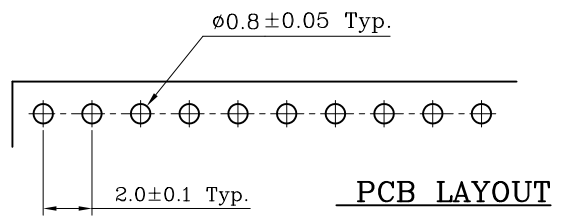
DETAIL "Y" (2X)

E

LEAD FREE

業務圖面

F



ORDER NO./DIMENSIONS:

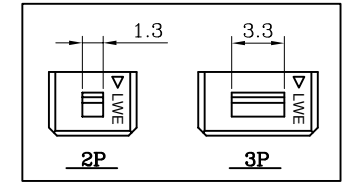
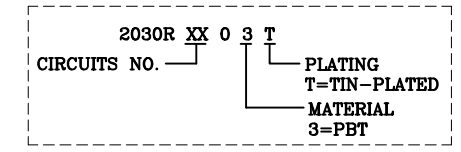
CIRCUITS	ORDER NO.	DIM. A	DIM. B
2	2030R0203T	2.00	5.50
3	2030R0303T	4.00	7.50
4	2030R0403T	6.00	9.50
5	2030R0503T	8.00	11.50
6	2030R0603T	10.00	13.50
7	2030R0703T	12.00	15.50
8	2030R0803T	14.00	17.50
9	2030R0903T	16.00	19.50
10	2030R1003T	18.00	21.50
11	2030R1103T	20.00	23.50
12	2030R1203T	22.00	25.50
13	2030R1303T	24.00	27.50
14	2030R1403T	26.00	29.50
15	2030R1503T	28.00	31.50
16	2030R1603T	30.00	33.50
17	2030R1703T	32.00	35.50
18	2030R1803T	34.00	37.50
19	2030R1903T	36.00	39.50
20	2030R2003T	38.00	41.50

MATERIAL:

BASE: PBT 94V-0 (WHITE)

TERMINAL: PHOSPHOR BRONZE (TIN-PLATED)

ORDER INFORMATION:



MATERIAL:				聯盈電子股份有限公司 LANDWIN ELECTRONIC CORP.			
FINISH(COLOR):							
FILE NAME:				SCALE	FREE	SHEET	1 OF 1
D TOOLING MODIFY & ADD VIEW 941107 09/NOV/05				DRAWN BY: <i>FOJ</i> 09/NOV/05	UNIT	mm	REV. D
C KINK CHANGE 06/NOV/04				APPROVED BY:			
B KINK CHANGE 27/OCT/04				GENERAL TOLERANCE:			
A NEW RELEASE 20/OCT/04				ANGLE:	DIM:	TITLE:	
REV. REVISION RECORD ECN NO. DATE				±3°	x. ±0.5 x.x ±0.25 x.xx ±0.12 x.xxx ±0.08	(CQ) 2030RXX03T 2.0mm Pitch Board To Board Receptacle	