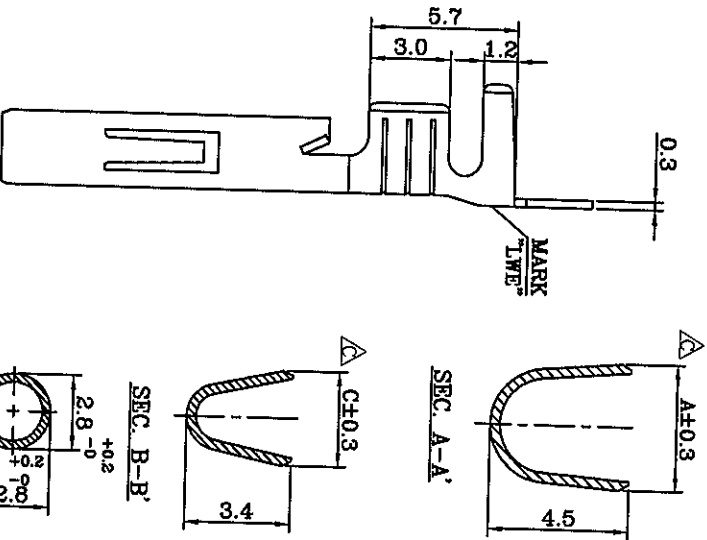
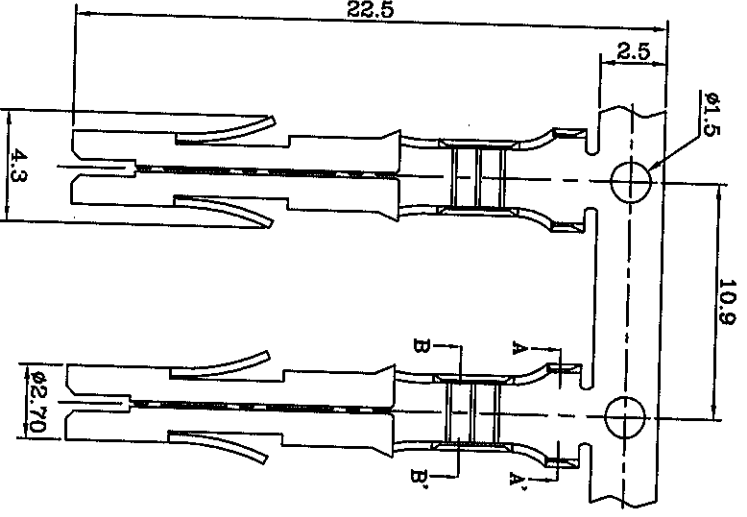
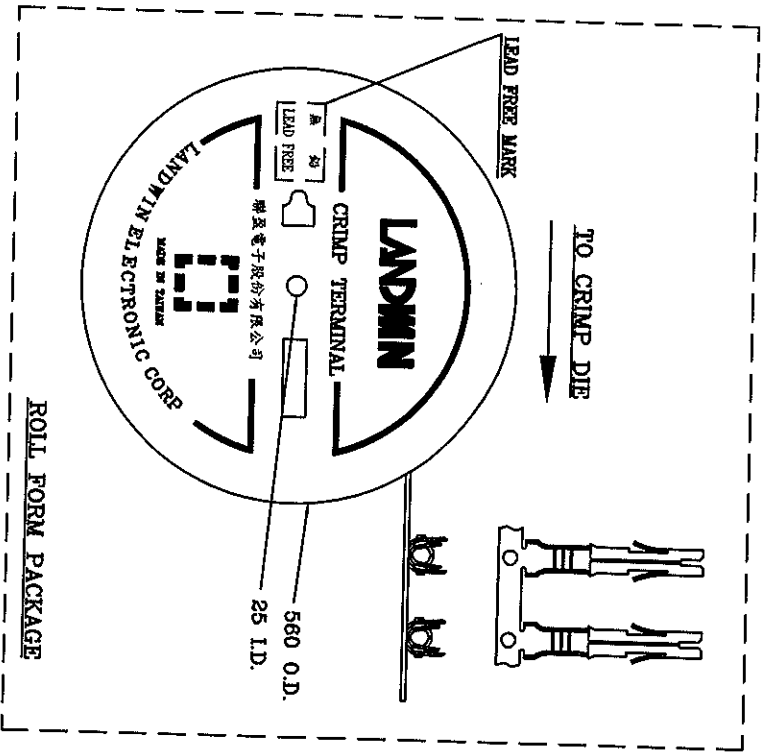
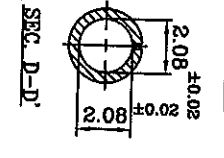


12 11 10 9 8 7 6 5 4 3 2 1



△ DIMENSION:

WIRE GAUGE	DIM. A	DIM. C
#18~#24	3.8	2.6
#14~#18	4.5	3.4



△ ORDER INFORMATION:
 6353TF22 X
 6353TF22 X-X
 Plating: _____
 R= Tin Plated
 V= Matte Tin-Plated
 Z= UN-Plated
 Gauge No. (X=1)

△ ORDER NO./SPECIFICATION

ORDER NO.	TERMINAL TYPE	WIRE GAUGE	INSULATION DIAMETER	REEL Q'TY
6353TF22X	CHAIN	#18~#24	$\phi 2.7$ MAX.	4,000 PCS
6353TF22X-1	CHAIN	#14~#18	$\phi 3.5$ MAX.	4,000 PCS

* ACCEPT HOUSING : 6350F SERIES PLUG HOUSING.

THIS DRAWING CONTAINS INFORMATION THAT IS PROPRIETARY TO LANDWIN ELECTRONIC CORP. SHOULD NOT BE USED WITHOUT WRITTEN PERMISSION.

RoHS Compliant Customer Drawing

MATERIAL: BRASS 0.3t
 FINISH(COLOR): SILVER
 FILE NAME:

LANDWIN 聯盈電子股份有限公司
 LANDWIN ELECTRONIC CORP.

REV.	REVISION RECORD	ECN NO.	DATE	SCALE	FREE	SHEET	1 OF 1
A	NEW RELEASE		20-MAR-07	DRWN BY: Z. Z. Z. 16-MAR-12	UNIT	mm	REV. C
B	ADD/CHANGE GAUGE NO.	TL100623	20-MAR-10	APPROVD BY: Z. Z. Z. 16-MAR-12	DRAW NO.		
C	ADD UN-PLATED	TL111224	16-MAR-12	GENERAL TOLERANCE:	(BQ)	6353TF22X-X	

F

E

D

C

B

A